

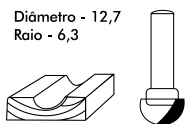


**6410 KIT DE 12 FRESAS DE HASTE 6mm**

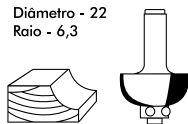


CÓDIGO	TIPO DE FRESA	UNID.	Ø DIÂM.	Ø RAIO	△ ANG.
<b>6410.01</b>	<b>PARA RASGO EM "U"</b>	01	12,7mm	6,3mm	-
	<b>RAIO CONVEXO C/ ROLAMENTO</b>	01	22mm	6,3mm	-
	<b>RABO DE ANDORINHA</b>	01	12,7mm	-	14°
	<b>PARA CHANFRAR C/ ROLAMENTO</b>	01	32mm	-	45°
	<b>PARA REFILAR C/ ROLAMENTO</b>	01	12,7mm	-	-
	<b>RETA</b>	01	16mm	-	-
	<b>RAIO CÔNCAVO C/ ROLAMENTO</b>	01	22mm	6,3mm	-
	<b>RETA</b>	01	12mm	-	-
	<b>RETA</b>	01	6mm	-	-
	<b>RAIO CÔNCAVO C/ ROLAMENTO</b>	01	28,6mm	9,5mm	-
	<b>PARA RASGO EM "V"</b>	01	12,7mm	-	90°
	<b>PARA MOLDURA C/ ROLAMENTO</b>	01	25mm	4mm	-

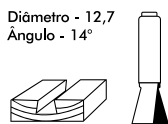
Diâmetro - 12,7  
Raio - 6,3



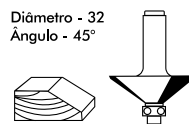
Diâmetro - 22  
Raio - 6,3



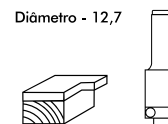
Diâmetro - 12,7  
Ângulo - 14°



Diâmetro - 32  
Ângulo - 45°



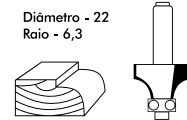
Diâmetro - 12,7



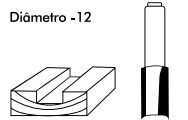
Diâmetro - 16



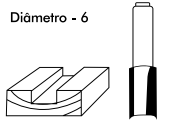
Diâmetro - 22  
Raio - 6,3



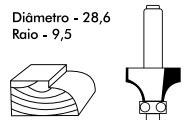
Diâmetro - 12



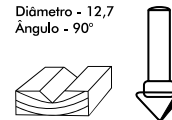
Diâmetro - 6



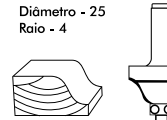
Diâmetro - 28,6  
Raio - 9,5



Diâmetro - 12,7  
Ângulo - 90°



Diâmetro - 25  
Raio - 4






**6450**

**FRESA PARA TUPIA MANUAL HW RETA PARALELA (DOIS CORTES)**

CÓDIGO	UNID.	CT	Ø CORTE	Ø HASTE	ALT. CORTE
6450.02	PC	60	6	6	20



**6980**

**FRESA PARA CANALETADO HW**

CÓDIGO	UNID.	CT	Ø	Ø HASTE	M
6980.01	PC	66	35,5	12	13 a 20

